




Locking Device for Lockable Flat Lever Handle

The device is to be used on valves and biblocks with flat lever handle. Size of the handle corresponding to each valve as in art. 084 grey background chart.

Zincplated K3 zamak. The device is supplied without padlock. Suitable padlock with long shackle: 6mm / 1/4.



084LK

Locking device for lockable flat lever handle



084PP

Pin for locking device

Locking Kit for Flat Lever Ball Valve


Article no.	Size	Price £	Price €
084LK01	1/4" - 3/8"	£1.50	€1.60
084LK02	1/2"	£1.60	€1.70
084LK03	3/4" - 1"	£2.00	€2.10
084PP03	Lock Pin	£1.50	€1.60
PAD3	Padlock to suit ITAP	£23.00	€25.10

Installation Locking Device for Lockable Flat Lever Handle


The device is to be used on valves and biblocks with flat lever handle.

When the valve is not equipped with a flat lever handle, it is possible to replace the standard handle as shown in this catalogue, in order to have a lockable valve.


1. Remove the handle from the valve, when you want to have a lockable valve.



2. Replace the handle with the corresponding flat lever handle, in order to have a lockable valve.



3. Place and lock the locking device either on the open or on the shut-off valve.



4. Pin for locking device. It is suitable for water and gas ball valves.

